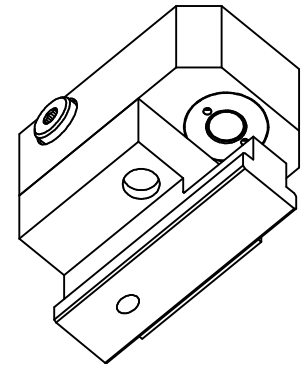
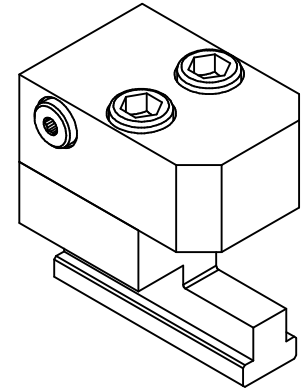
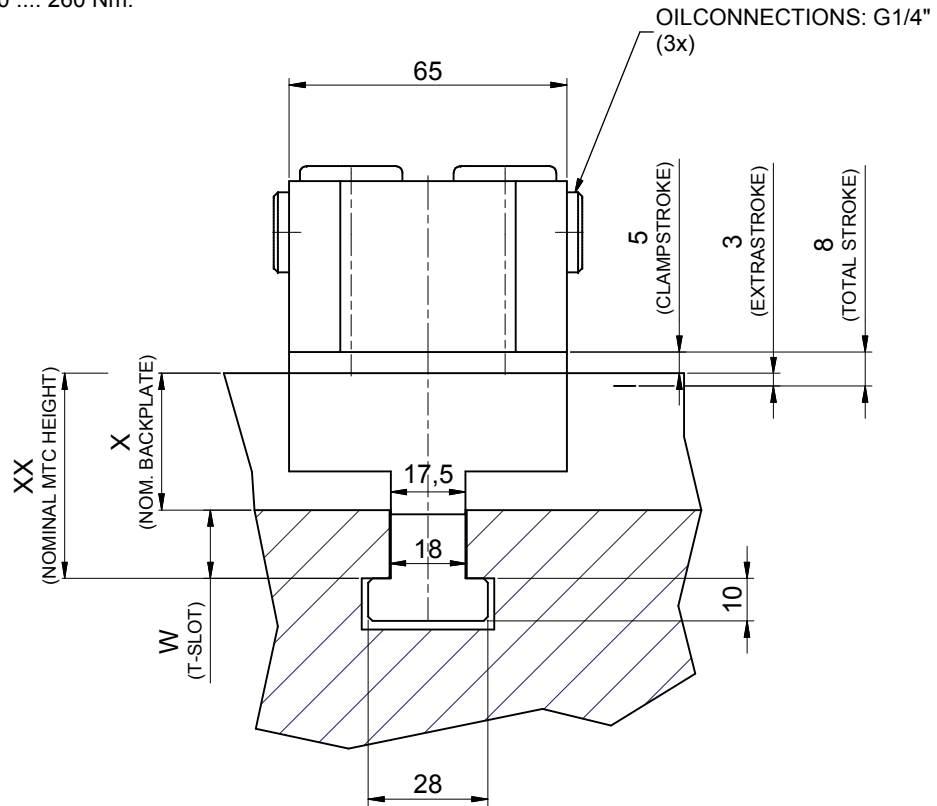


SCREW M16, DIN912 Quality: 12.9 (2x)  
TORQUE: 240 .... 260 Nm.



**MTC15-18-XX:**

**CLAMPFORCE at 350 bar = 15.6 kN**  
**TOTAL STROKE = 8 mm**

Parts List			
ITEM	QTY	PART NUMBER	DESCRIPTION
1	1	DQ1215-900 V	CYLINDER ASSY
2	1	DQ1275-190 (48)	T-SLOT BODY
3	2	CCA1633.028-1A	SCREW M16x50
4	2	CCE1016.108-5C	WASHER-SPRING

TOLERANCES ON DIMENSIONS UNLESS SPECIFIED ± MM[inch]						TOL. ON ANGLES UNLESS SPEC.	TOL. ON RADII UNLESS SPEC. ± MM[inch]			
SIZE	0.5-6 [.02-.24]	6-30 [.24-1.18]	30-120 [1.18-4.72]	120-315 [4.72-12.40]	315-1000 [12.40-39.37]		SIZE	0.5-3 [.02-.12]	3-6 [.12-.24]	6-30 [.24-1.18]
TOL.	0.1 [.004]	0.2 [.008]	0.3 [.012]	0.5 [.02]	0.8 [.03]	± 1'	TOL.	0.2 [.008]	0.5 [.02]	1 [.04]
SPECIFICATIONS						DIMENSIONS IN BRACKETS ARE IN [INCH]				
NO CHANGE, NO PROGRESS						FINISH UNLESS SPECIFIED				
WEIGHT: ± 3.149 kg						3,2 $\sqrt{Ra_{\mu m}}$ [Ra $_{\mu}$ ]			www.EASchangesystems.com	
ALL ANGULAR DIMENSIONS ARE ± 1' UNLESS SPECIFIED						SCALE 1 : 1.25			DESCRIPTION <b>T-SLOT CLAMP MTC15-18-XX</b>	
GROUP TECH. CODES	C.			DO NOT SCALE DRAWING	DR. Yue	DATE 2020/5/8	DRAWING NO. MTC15-18-XX		Rev	9/02
	M.				CH.	DATE				A3