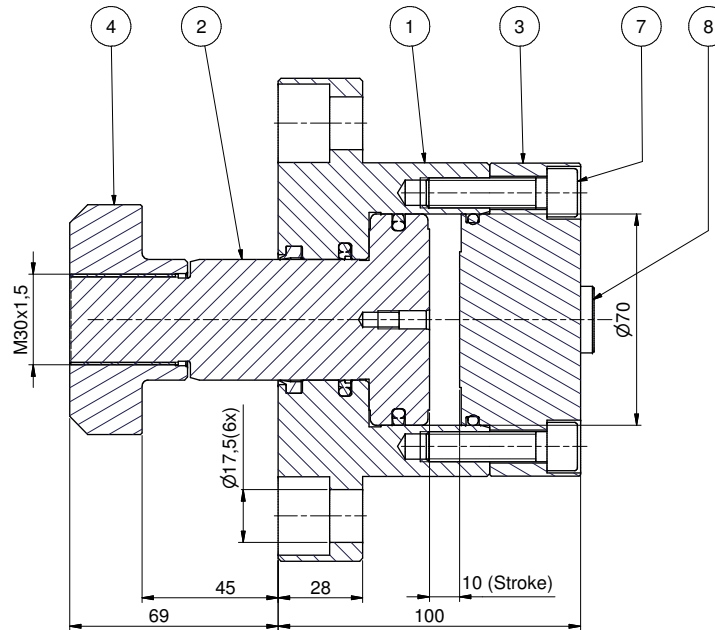
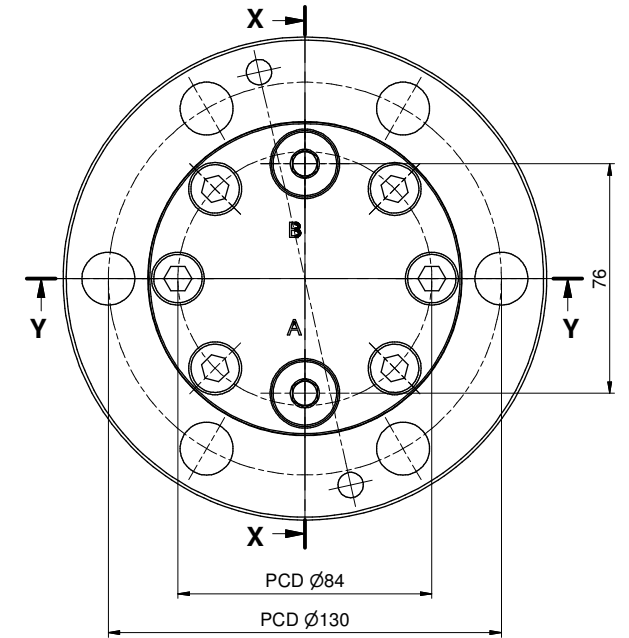
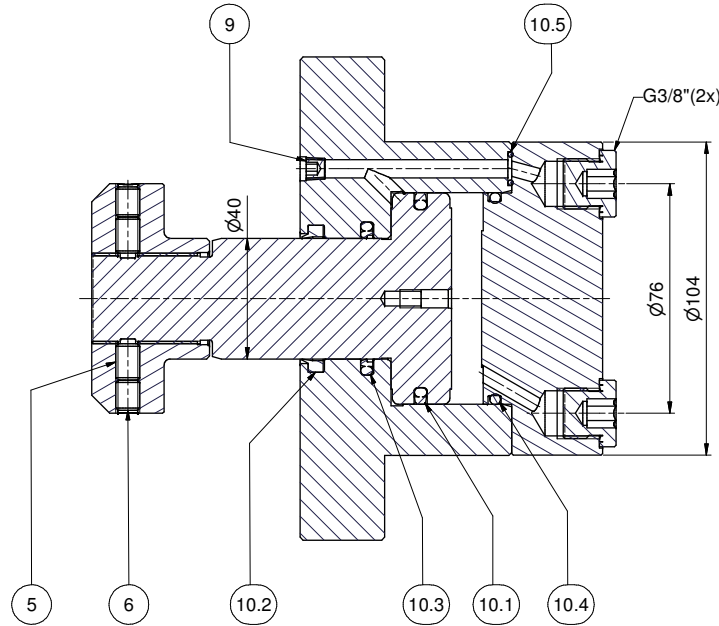
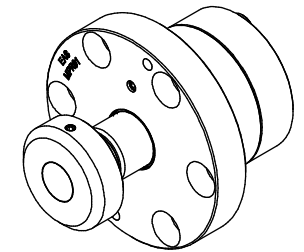


SECTION X-X



SECTION Y-Y



Parts List			
ITEM	QTY	PART NUMBER	DESCRIPTION
1	1	DQ1146-005	BASE
2	1	DQ1147-040	PLUNGER
3	1	DQ1148-044	STOPRING
4	1	DQ1149-299	CLAMP ARM
5	2	DQ1398-028	SET SCREW, DELRIN TAP
6	2	CCA815.028-5A	SET SCREW M8x10
7	6	CCA1029.028-1A	SCREW M10x40
8	2	CS234-006	TERMINAL PLUG
9	1	A1006-245	PLUG 1/16"-27 NPTF
10	1	MPR91-P-77	SEAL KIT
10.1	1	DQ970-041	GLYDRING + O-RING
10.2	1	DQ1101-776	WIPER
10.3	1	DQ1102-041	STEPSEAL
10.4	1	B1230-903	O-RING
10.5	1	B1011-903	O-RING

E0035		RELEASED		29-3-2006	
EASC		CHANGES		DATE	
TOLERANCES ON DIMENSIONS UNLESS SPECIFIED ± MM[inch]			TOL. ON ANGLES UNLESS SPEC.		TOL. ON RADII UNLESS SPEC. ± MM[inch]
SIZE	0.5-6 [.02-.24]	6-30 [.24-1.18]	30-120 [1.18-4.72]	120-315 [4.72-12.40]	315-1000 [12.40-39.37]
TOL.	0.1 [.004]	0.2 [.008]	0.3 [.012]	0.5 [.02]	0.8 [.03] ± 1°
SPECIFICATIONS			DIMENSIONS IN BRACKETS ARE IN [INCH]		
NO CHANGE, NO PROGRESS			FINISH UNLESS SPECIFIED		
WEIGHT: ± 9,379 kg			3.2 $\sqrt{Ra_{\mu m}}$ [Ra μ]		
ALL ANGULAR DIMENSIONS ARE ± 1° UNLESS SPECIFIED			SCALE 0.80 : 1		
GROUP	C.	DO NOT SCALE DRAWING	DR. bontj CH.	DATE 14-12-2005	DATE
TECH. CODES	M.				
			DESCRIPTION		MPR-91 ASSY PULL CYLINDER
			DRAWING NO. MPR-91		Rev 9/02
					A2

THIS PRINT AND INFORMATION THEREIN IS CONFIDENTIAL AND PROPRIETARY AND IS THE PROPERTY OF EAS. IT IS NOT TO BE COPIED OR REPRODUCED WITHOUT WRITTEN PERMISSION OF EAS.