

2.3 LEDGE CLAMPS, SERIES MLC


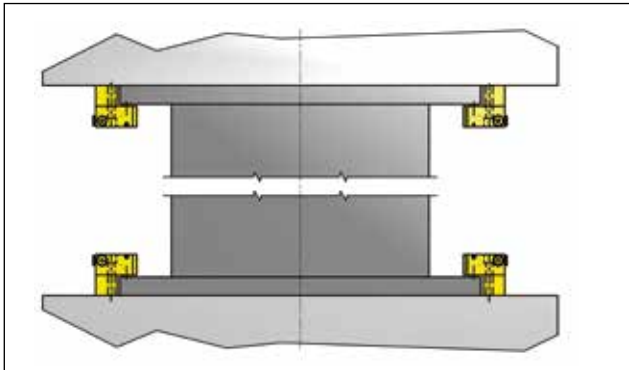
Single acting and 350 bar

Capacity: 63, 95 and 127 kN

Working pressure: 350 bar

Single acting

Temperature range: 5°C till 60°C



SELECTION CHART

EAS Model Number	Clamping force (kN)	Operating pressure (bar)	Stroke (mm)	Oil capacity (cm ³)
MLC 604	63,4	350	8	14,5
MLC 906	95,1	350	8	21,7
MLC 1208	126,8	350	8	28,9

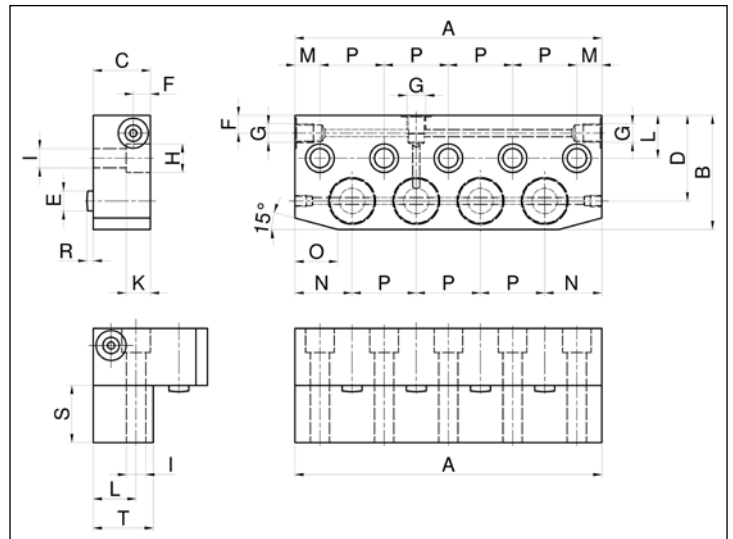
DESCRIPTION

This clamping manifold includes 4, 6 or 8 modular single acting spring return cylinders. The manifolds (2) are mounted at the side of the table, which enables the die to be loaded from the operating side towards a fixed stop. With a different support block heights can be adapted to the die clamping height. In case of mounting at the top this solution also avoid the die half from falling.

Ordering code: MLC-604/S

S = the height S in mm of the in between block. This has to be the die clamping height + 3 mm in view of the 8 mm stroke of the cylinders.

In case only the hydraulic clamping bar is needed, please order just MLC604, MLC906 or MLC1208.



SELECTION CHART (FOLLOW UP)

EAS Model Number	Dimensions in mm																	
	A	B	C	D	E	F	G	H	I	K	L	M	N	O	P	R	S	T
MLC 604/..	215	80	40	60	14	12	G 1/4"	20	13	17	30	17,5	40	30	45	8	*	42
MLC 906/..	305	80	40	60	14	12	G 1/4"	20	13	17	30	17,5	40	30	45	8	*	42
MLC 1208/..	395	80	40	60	14	12	G 1/4"	20	13	17	30	17,5	40	30	45	8	*	42

* to be specified per application