

MOD CLAMP

UK



Time saving
solutions

www.EASchangesystems.com

Save time and money with MOD clamping solutions from EAS

Save valuable time

Avoid the need of standardized machine back-plates for vertically loaded molds.



Reduce inventory costs by up to 60%



Reduce labor costs up to 40%



Reduce machine downtime up to 15%



Reduce manufacturing costs up to 20%



Optimize operator safety

Why EAS change systems?

EAS offers a wide range of quick-change products in both vertical and horizontal applications. Our clamping solutions include hydraulic and magnetic clamping systems. Additionally, EAS offer quick connect couplers for simple, fast, utility connections, as well as handling solutions like mold change tables, and mold change carts. EAS can also supply preventative maintenance equipment such as mold rotators, mold splitters, and die separators. With all of our quick change solutions, EAS can be a turnkey supplier for all QMC, QDC or SMED applications.

MOD Clamping solution

Our hydraulic clamps are designed for use on machines with the EUROMAP drilling pattern. The MOD series clamp features metric mounting patterns and BSP oil fittings. We offer a similar clamp for the US market, our WOD. This clamp is designed for use on SPI standard platens with SAE ports.

The MOD is a double-acting, self-locking hydraulic clamp that can (optionally) be fully integrated with the machine controls for an efficient and quick tool change. Proximity switches are used to verify clamp position. The tooling back plate needs to be standardized.



MOD solution for maximum safety and control

MOD clamp features

A. Mechanical locking by hydraulic power

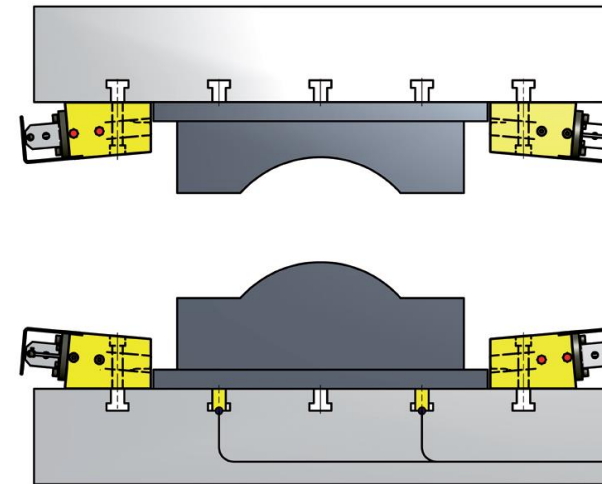
The MOD clamping cylinder utilizes a 5° angle to make it self-locking. This technology allows for the tool to remain clamped, even with loss of pressure.

B. Sensor controlled

The MOD is equipped with (2) proximity sensors. These sensors monitor the clamped and the unclamped status of the MOD. This enables maximum safety to avoid damage to machinery, tools, and prevents accidents.

C. Integration in IMM controls possible with sensor boxes

EAS can link our sensor controls directly to the IMM. A sensor box connects to the IMM controls, which collect s the individual sensor status. Once all sensor data has been collected, the sensor box transfer s these as a combined signal to the IMM controls. This process helps to increase safety and manages data in an easier way.



Get personalized Services for your Clamps

A. Low maintenance

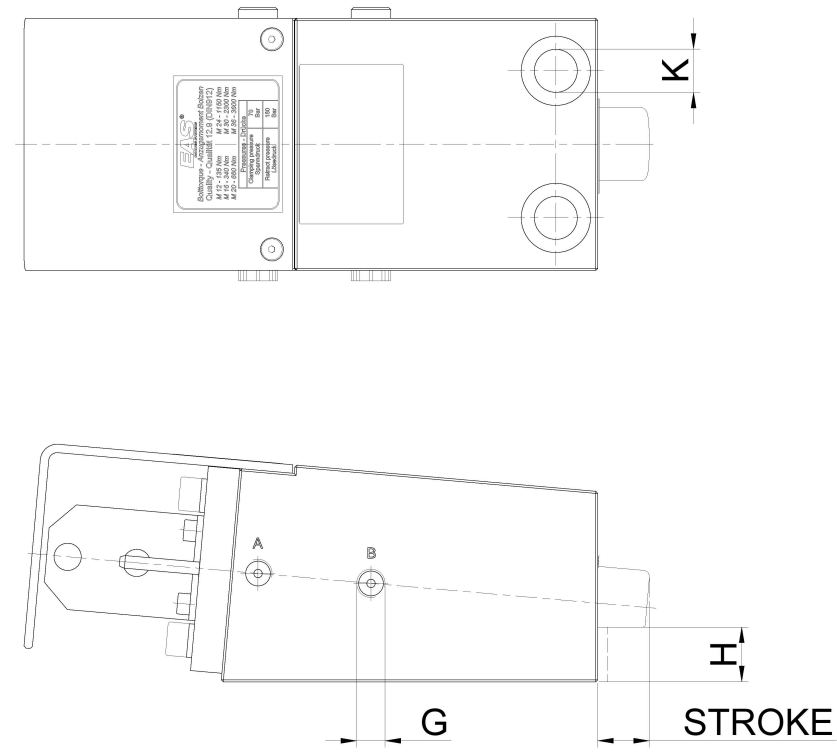
An EAS MOD clamping cylinder is an incredibly low maintenance clamp. The result is less downtime and maintenance on the clamping system.

B. Retrofit controls package (option)

EAS offer s you the possibility to retrofit your IMM with a controls package. If needed, EAS can supply a hydraulic pump unit and operating controls for “stand alone” operation. This includes a simple interface to the IMM.



Technical characteristics




EAS Model Number	Clamping Force (kN)	Stroke (mm)	Max Flow (l/min)	Back plate height H (mm)	Oil Port	Connection thread
MOD 150	15	15	2	17-27	G1/4"	M12
MOD 250	30	30	4	17-27	G1/4"	M16
MOD 510	60	35	6	25-40	G1/4"	M20
MOD 1010	110	35	10	32-40	G3/8"	M24
MOD 2010	200	35	10	36-40	G3/8"	M24
MOD 4010	400	40	16	50-*	G3/8"	M30
MOD 12030	1200	80	34	80-*	On request	On request

*Please indicate your backplate height; higher backplate heights are possible with an extra filling plate.

Note: Clamping pressure is 70 bar whatever the model, retracting pressure is related to the clamping pressure (200 bar)

Other solutions



MCS

Magnetic clamping systems (MCS) are also available, shortening changeover time by increasing productivity. These systems can help reduce production costs and require little to no standardization of molds/dies. Our systems offer the highest level of safety for operators, molds, and equipment.



HECS

This original Engel clamping system can be applied on any new injection molding machine as well as on vertical presses. HECS keeps the mounting platen free as the standard available EEB bolts mounted on the tools disappear into openings in the platen.



ELY

Every machine in your factory has its own specifications. If standardization of backplates is not possible, EAS has developed a hydraulic clamp that allows different sized molds to be clamped into the IMM. With one style of clamp, it is easy to have a smooth and quick changeover from one tool to the next. Whether you want a manual or fully automated operation, the ELY rocker clamp can do the job.

Europe/The Netherlands

EAS Europe B.V.

De Hooge Hoek 19A / 3927 GG Renswoude
phone: +31 318 477 010 / The Netherlands
info@EASchangesystems.com

USA

EAS Mold & Die Change Systems, Inc.

200 Augusta Arbor Way, Suite B
Greenville, South Carolina 29605
phone: +1 864 603 3386 / United States of America
easus@EASchangesystems.com

France

EAS France S.A.R.L.

ZI Alpespace / 218 Voie Aristide Bergès
73800 Sainte Hélène du Lac
phone: +33 4 79 65 04 10 / France
easfr@EASchangesystems.com

China

苏州易爱使快速换模系统有限公司

Suzhou EAS Change Systems Co., Ltd

No.1188 Pangjin Road / Wujiang City / 215200
phone: +86-512-63093091 / PR China
sales-china@EASchangesystems.com

Italy

EAS MED S.r.L.

Via J. F. Kennedy, 19/C2 / 20871 Vimercate (MB)
phone: +39 039 608 3816, +39 039 626 0654 / Italy
easmed@EASchangesystems.com